


# JNS Series

NTC – Power Thermistor (5 φ, 8 φ, 10 φ, 13 φ, 15 φ, 20 φ, 25 φ, 30 φ)

**TRIGON**  
COMPONENTS



## FEATURES

- Lead is not contained in the ceramic element, the terminations, the solder for inner connection and the coating resin.
- Most suitable for power supplies of less than 100W
- Excellent recovery characteristics due to resin coating with excellent heat characteristics
- Wide resistance range
- Highly reliable and RoHS Compliant

## APPLICATIONS

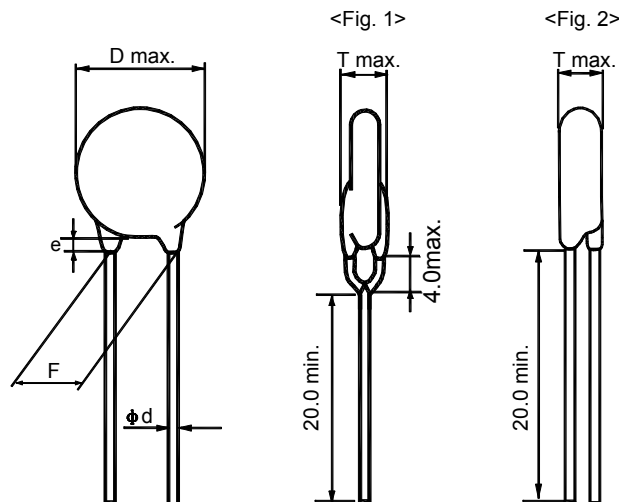
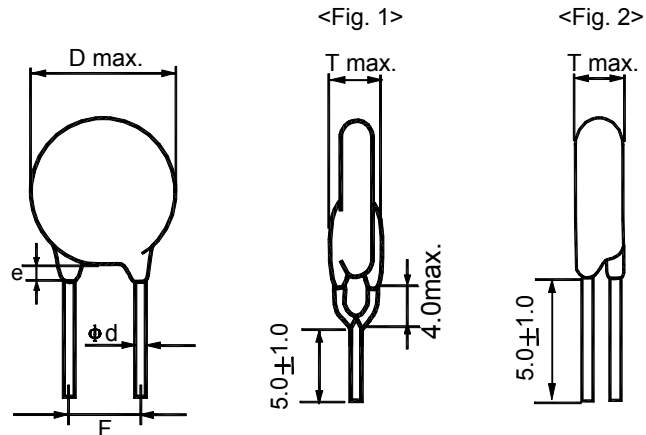
- Switch mode power supplies
- Electric motors
- Transformer
- Adapter
- CRT monitors
- Other power circuits

## ORDERING CODE

**JNS 005 010 01 M S 5 B**  
(1) (2) (3) (4) (5) (6) (7) (8)

- (1) Series Name
- (2) Size: 5φ, 8φ, 10φ, 13φ, 15φ, 20φ, 25φ, 30φ
- (3) Zero Power Resistance at 25°C
- (4) Maximum Steady State Current (A)
- (5) Resistance Tolerance
- (6) Lead Style
- (7) Lead Spacing
- (8) Packing

※Please refer to complete Ordering Code document (JNS-Ord) for completed ordering options.



## DIMENSIONS

Unit: mm

Discφ	D max.	dφ	F	T max.
5	8.5	0.55 ± 0.05	5 ± 1.0	5
8	10.5	0.55 ± 0.05 / 0.8 ± 0.05	5 ± 1.0 / 7.5 ± 1.0	5
10	12.5	0.8 ± 0.05	7.5 ± 1.0	5
13	15.0	0.8 ± 0.05	7.5 ± 1.0	5
15	17.5	0.8 ± 0.05	7.5 ± 1.0	5
20	23.0	1.0 ± 0.05	10 ± 1.0	5
25	29.0	1.0 ± 0.05	10 ± 1.0	5
30	36.0	1.0 ± 0.05	10 ± 1.0	5

# JNS Series

NTC – Power Thermistor (5  $\phi$ , 8  $\phi$ , 10  $\phi$ , 13  $\phi$ , 15  $\phi$ , 20  $\phi$ , 25  $\phi$ , 30  $\phi$ )

**TRIGON**  
COMPONENTS

## SPECIFICATIONS

Part NO.	Zero Power Resistance ( $\Omega$ ) at 25°C	Max. Steady State Current(A) at 25°C	Max. Steady power rating (W) at 25°C	Thermal Dissipation Constant (mw/°C)	Thermal Time Constant (sec)
JNS00500502	5	2	1.8	14	18
JNS00500801	8	1	1.8	14	18
JNS00501001	10	1	1.8	14	18
JNS0050120R7	12	0.7	1.8	14	18
JNS0050160R7	16	0.7	1.8	14	18
JNS005020R3	20	0.3	1.8	14	18
JNS00800304	3	4	2.3	15	30
JNS00800403	4	3	2.3	15	30
JNS00800503	5	3	2.3	15	30
JNS00800602	6	2	2.3	15	30
JNS00800802	8	2	2.3	15	30
JNS00801002	10	2	2.3	15	30
JNS00801202	12	2	2.3	16	38
JNS00801602	16	2	2.3	16	38
JNS00802001	20	1	2.3	16	38
JNS00802201	22	1	2.3	16	38
JNS008030R5	30	0.5	2.3	16	38
JNS0080330R5	33	0.5	2.3	16	38
JNS008050R5	50	0.5	2.3	16	38
JNS01000105	1	5	2.4	17	43
JNS0101R505	1.5	5	2.4	17	43
JNS0102R505	2.5	5	2.4	17	43
JNS01000305	3	5	2.4	17	43
JNS01000404	4	4	2.4	17	43
JNS01000504	5	4	2.4	17	43
JNS01000603	6	3	2.4	17	43
JNS01000703	7	3	2.4	17	43
JNS01000803	8	3	2.4	17	43
JNS01001003	10	3	2.4	17	43
JNS01001202	12	2	2.4	17	43
JNS01001602	16	2	2.4	17	43
JNS01002002	20	2	2.4	17	43
JNS01002502	25	2	2.4	17	43
JNS01003002	30	2	2.4	17	43
JNS0100501E	50	1.5	2.4	17	43
JNS0100601E	60	1.5	2.4	17	43
JNS01008001	80	1	2.4	17	43
JNS01001211	120	1	2.4	17	43

Operating Temperature(°C): -40~150°C

# JNS Series

NTC – Power Thermistor (5  $\phi$ , 8  $\phi$ , 10  $\phi$ , 13  $\phi$ , 15  $\phi$ , 20  $\phi$ , 25  $\phi$ , 30  $\phi$ )

**TRIGON**  
COMPONENTS

## SPECIFICATIONS

Part NO.	Zero Power Resistance ( $\Omega$ ) at 25°C	Max. Steady State Current(A) at 25°C	Max. Steady power rating (W) at 25°C	Thermal Dissipation Constant (mw/°C)	Thermal Time Constant (sec)
JNS01301R37	1.3	7	3.1	18	66
JNS01301R57	1.5	7	3.1	18	66
JNS01302R56	2.5	6	3.1	18	66
JNS01300306	3	6	3.1	18	66
JNS01300405	4	5	3.1	18	66
JNS01300505	5	5	3.1	18	66
JNS01300604	6	4	3.1	18	66
JNS01300704	7	4	3.1	18	66
JNS01300804	8	4	3.1	18	66
JNS01301004	10	4	3.1	18	66
JNS01301204	12	4	3.1	18	66
JNS01301503	15	3	3.1	18	66
JNS01301603	16	3	3.1	18	66
JNS01302003	20	3	3.1	18	66
JNS0130302E	30	2.5	3.1	18	66
JNS01304702	47	2	3.1	18	66
JNS0130121E	120	1.5	3.1	18	66
JNS01501R38	1.3	8	3.6	21	75
JNS01501R58	1.5	8	3.6	21	75
JNS01502R58	2.5	8	3.6	21	75
JNS01500307	3	7	3.6	21	75
JNS01500406	4	6	3.6	21	75
JNS01500506	5	6	3.6	21	75
JNS01500605	6	5	3.6	21	75
JNS01500705	7	5	3.6	21	75
JNS01500805	8	5	3.6	21	75
JNS01501005	10	5	3.6	21	75
JNS01501204	12	4	3.6	21	75
JNS01501504	15	4	3.6	21	75
JNS01501604	16	4	3.6	21	75
JNS01502004	20	4	3.6	21	75
JNS01502503	25	3	3.6	21	75
JNS01504003	40	3	3.6	21	75
JNS01504703	47	3	3.6	21	75
JNS0150802E	80	2.5	3.6	21	75
JNS01501212	120	2	3.6	21	75
Operating Temperature(°C): -40~170°C					

# JNS Series

NTC – Power Thermistor (5  $\phi$ , 8  $\phi$ , 10  $\phi$ , 13  $\phi$ , 15  $\phi$ , 20  $\phi$ , 25  $\phi$ , 30  $\phi$ )

**TRIGON**  
COMPONENTS

## SPECIFICATIONS

Part NO.	Zero Power Resistance ( $\Omega$ ) at 25°C	Max. Steady State Current(A) at 25°C	Max. Steady power rating (W) at 25°C	Thermal Dissipation Constant (mw/°C)	Thermal Time Constant (sec)
JNS02000R712	0.7	12	4.9	28	113
JNS02001R39	1.3	9	4.9	28	113
JNS02000208	2	8	4.9	28	113
JNS02002R58	2.5	8	4.9	28	113
JNS02000308	3	8	4.9	28	113
JNS02000408	4	8	4.9	28	113
JNS02000507	5	7	4.9	28	113
JNS02000606	6	6	4.9	28	113
JNS02000706	7	6	4.9	28	113
JNS02000806	8	6	4.9	28	113
JNS02001006	10	6	4.9	28	113
JNS02001205	12	5	4.9	28	113
JNS02001505	15	5	4.9	28	113
JNS02001605	16	5	4.9	28	113
JNS02002004	20	4	4.9	28	113
Operating Temperature(°C): -40~200°C					

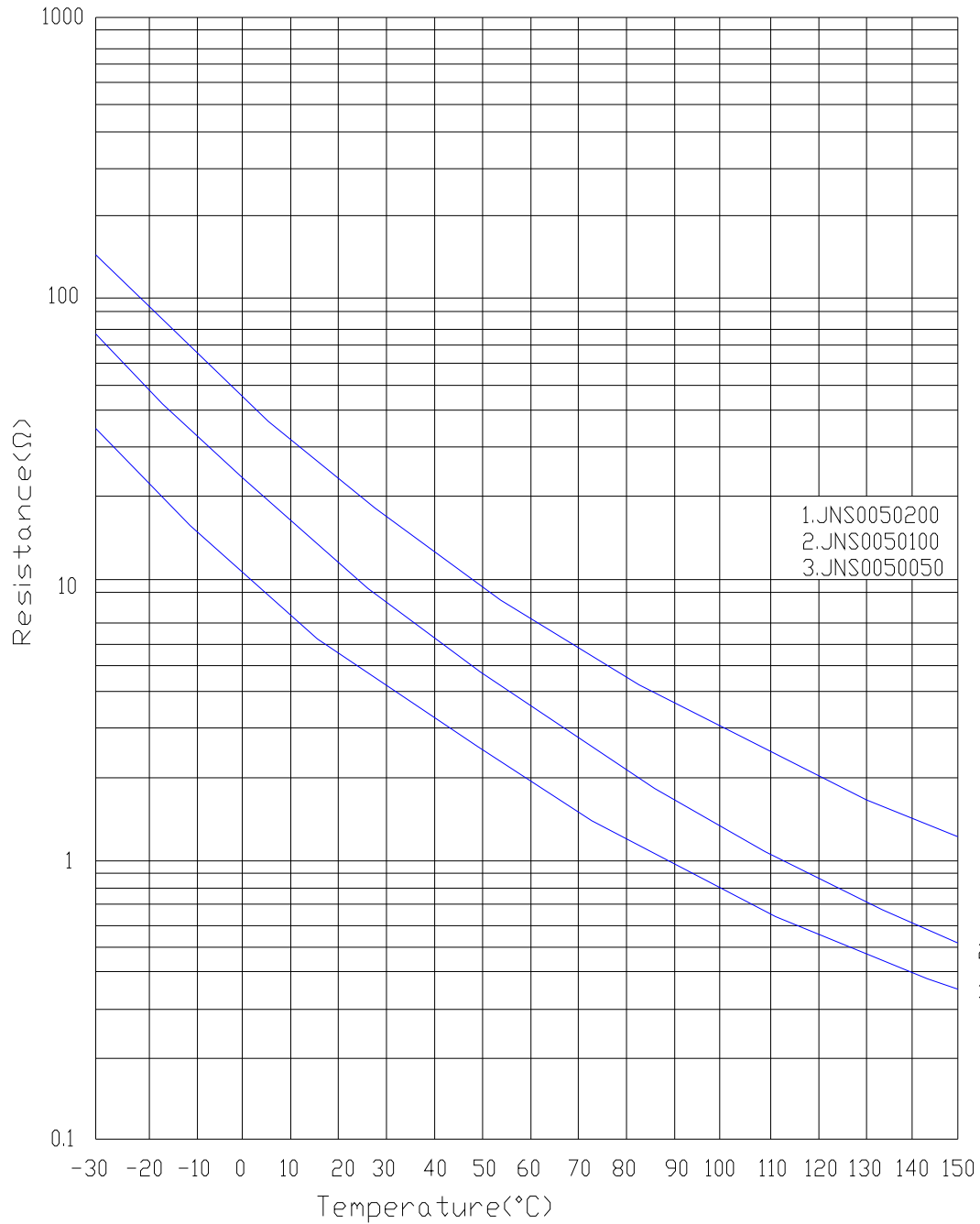
Trigon Components reserves the rights for revising the content of this catalog without further notification.

# JNS Series

NTC – Power Thermistor ( 5  $\phi$  )

TRIGON  
COMPONENTS

## R-T CHARACTERISTIC CURVE



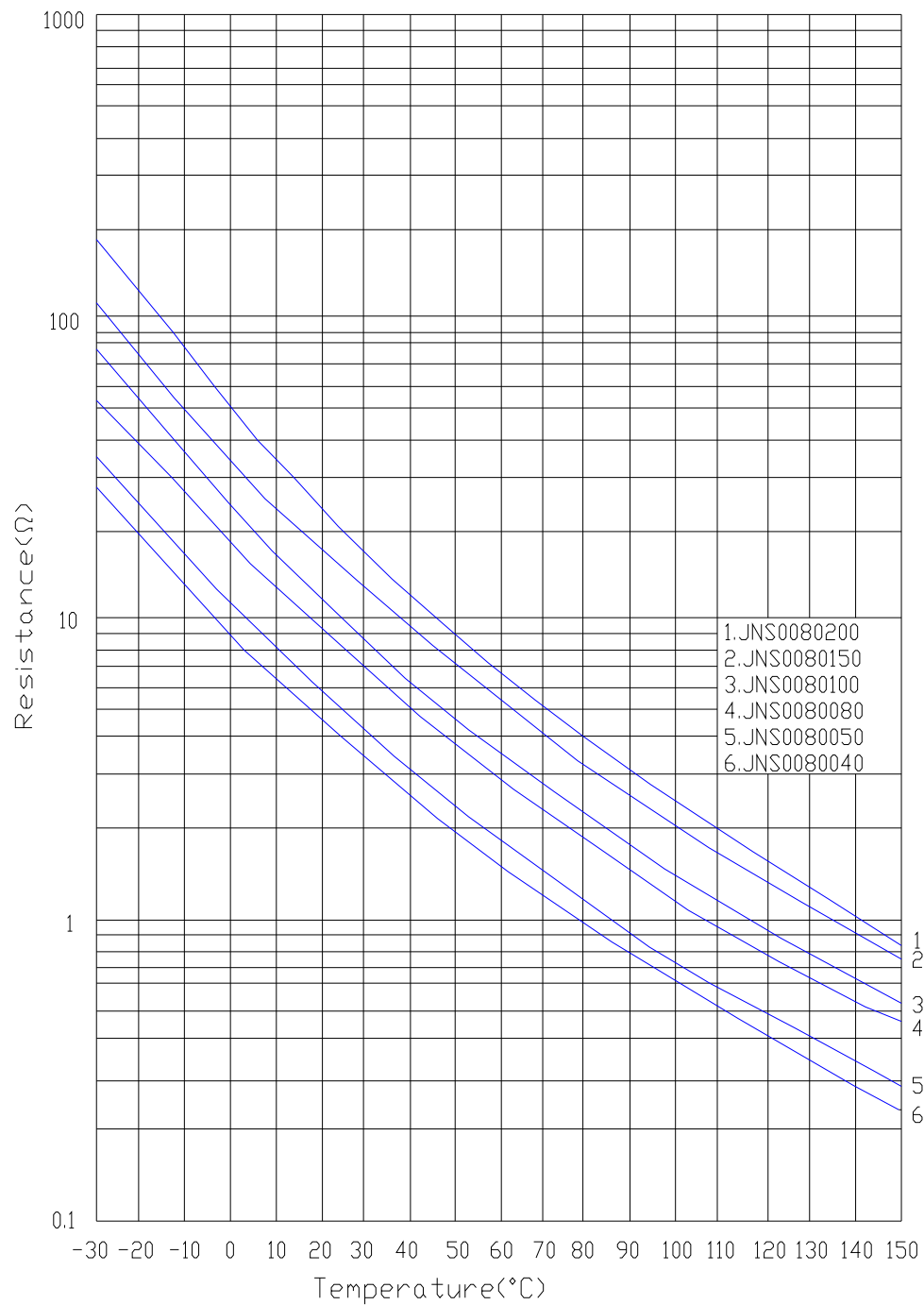
Thermistor

# JNS Series

NTC – Power Thermistor ( 8  $\phi$  )

**TRIGON**  
COMPONENTS

## R-T CHARACTERISTIC CURVE

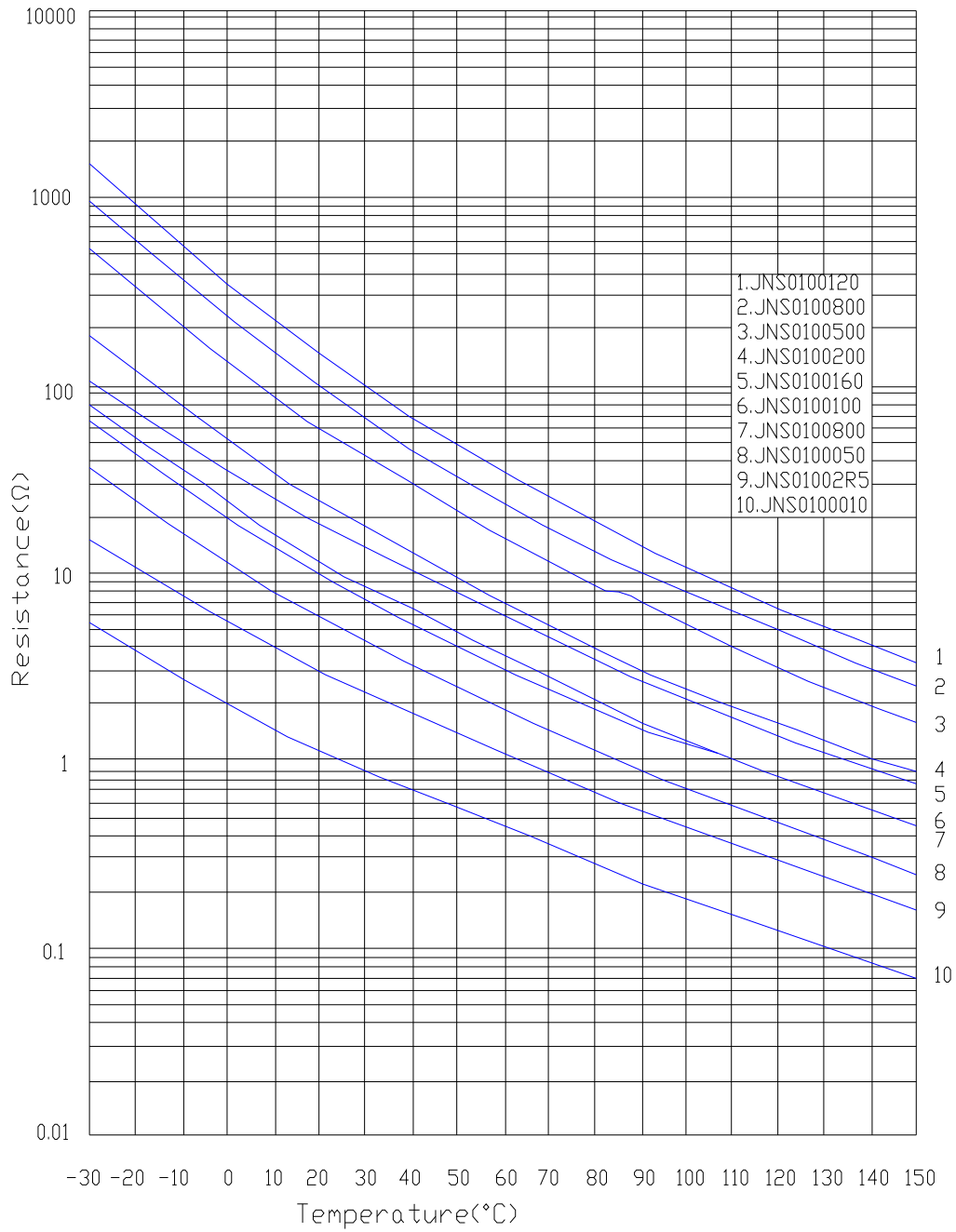


# JNS Series

NTC – Power Thermistor ( 10  $\phi$  )

**TRIGON**  
COMPONENTS

## R-T CHARACTERISTIC CURVE

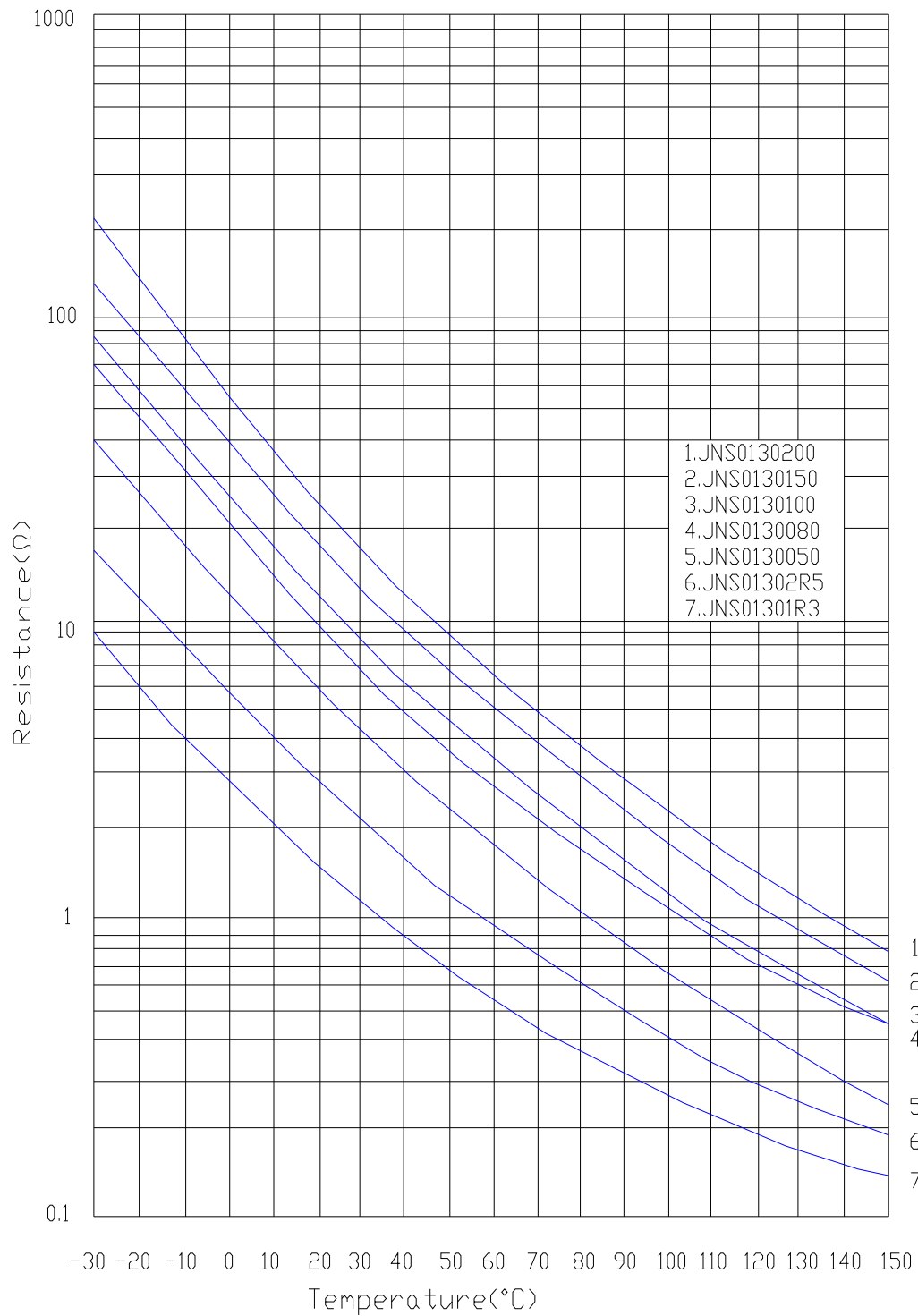


# JNS Series

NTC – Power Thermistor ( 13  $\phi$  )

TRIGON  
COMPONENTS

## R-T CHARACTERISTIC CURVE



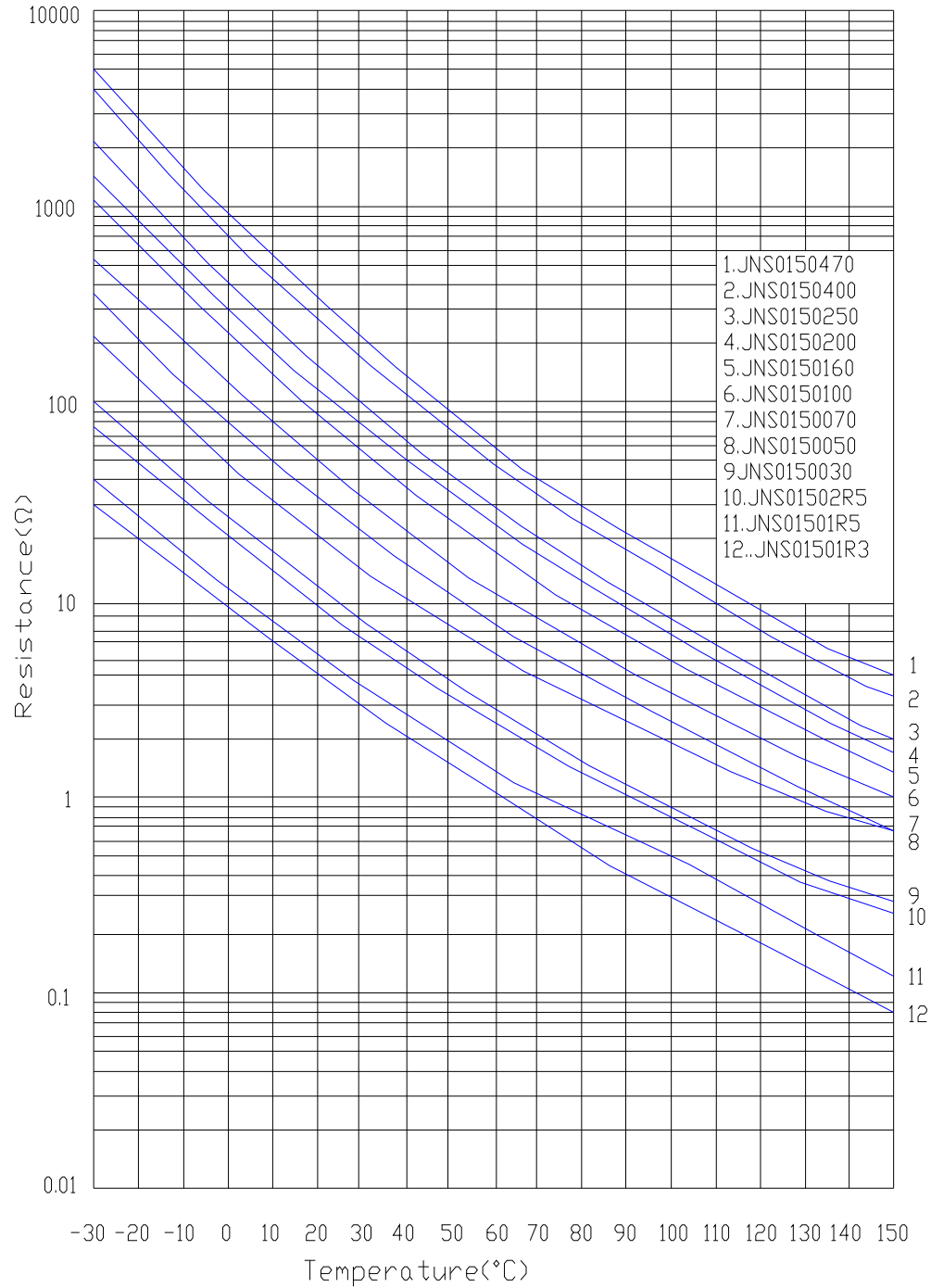


# JNS Series

NTC – Power Thermistor ( 15  $\phi$  )

**TRIGON**  
COMPONENTS

## R-T CHARACTERISTIC CURVE

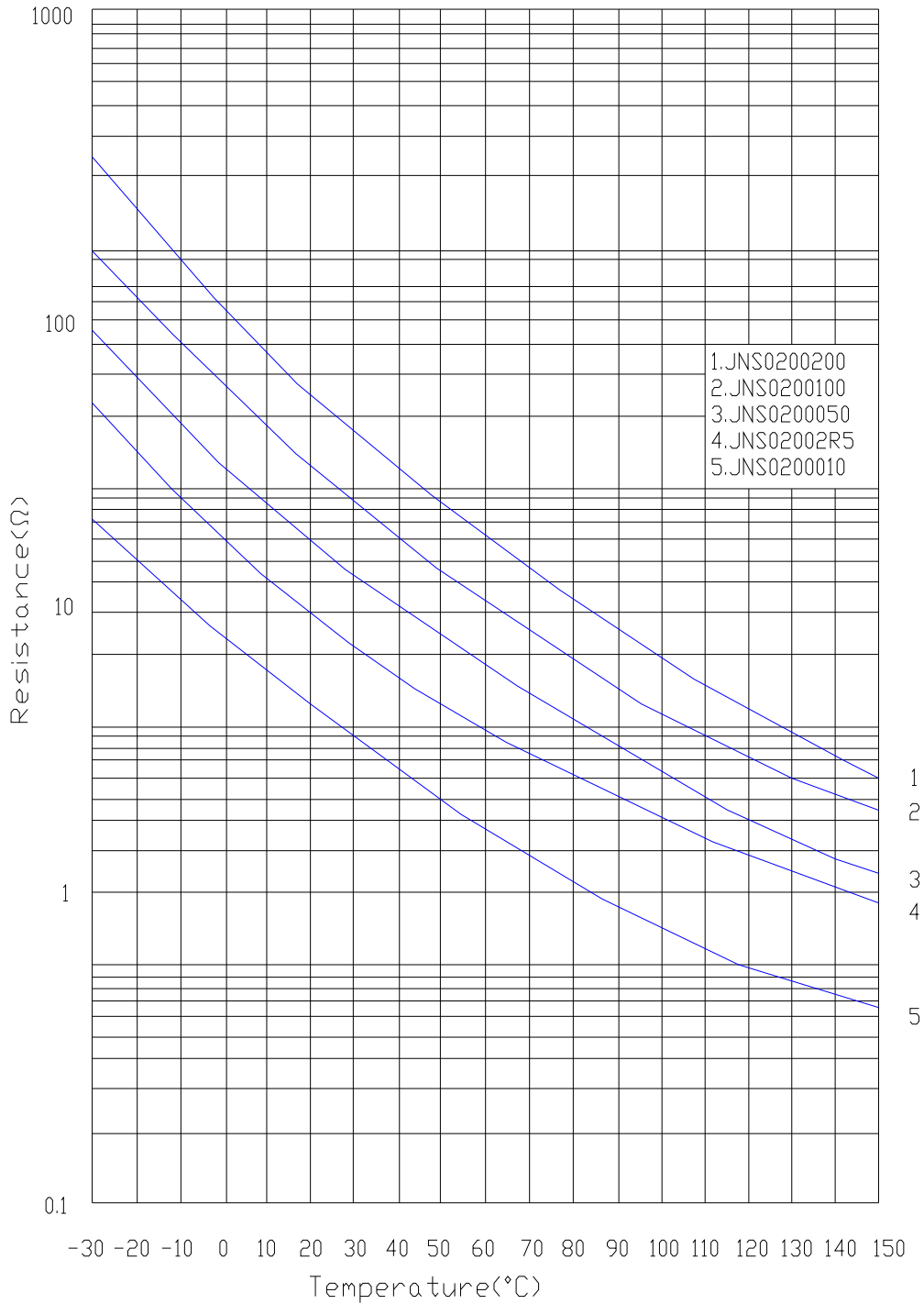


# JNS Series

NTC – Power Thermistor ( 20  $\phi$  )

**TRIGON**  
COMPONENTS

## R-T CHARACTERISTIC CURVE

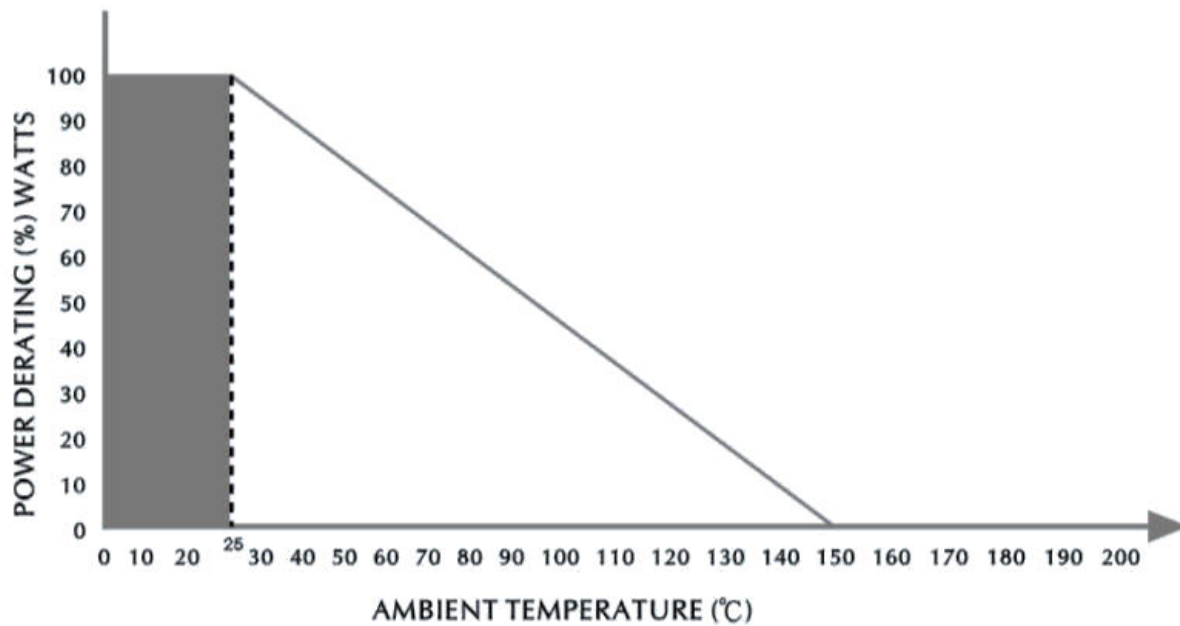


# JNS Series

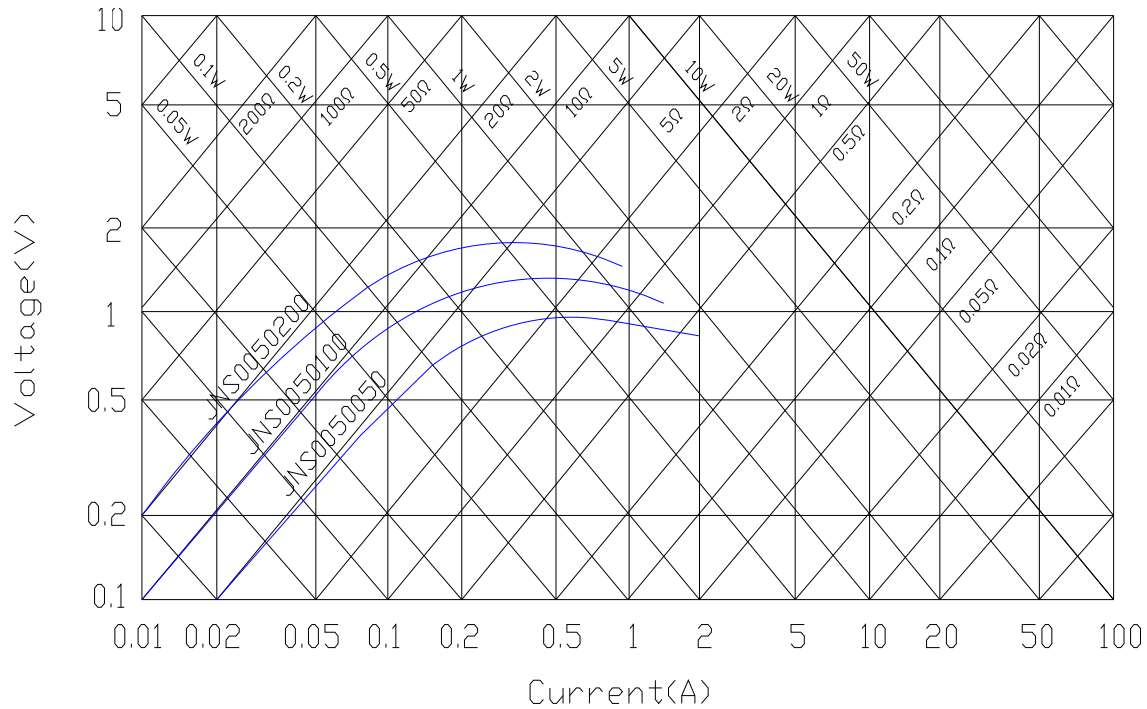
NTC – Power Thermistor ( 5  $\phi$  )

TRIGON  
COMPONENTS

## POWER DERATING CURVE



## V-I CHARACTERISTIC CURVE

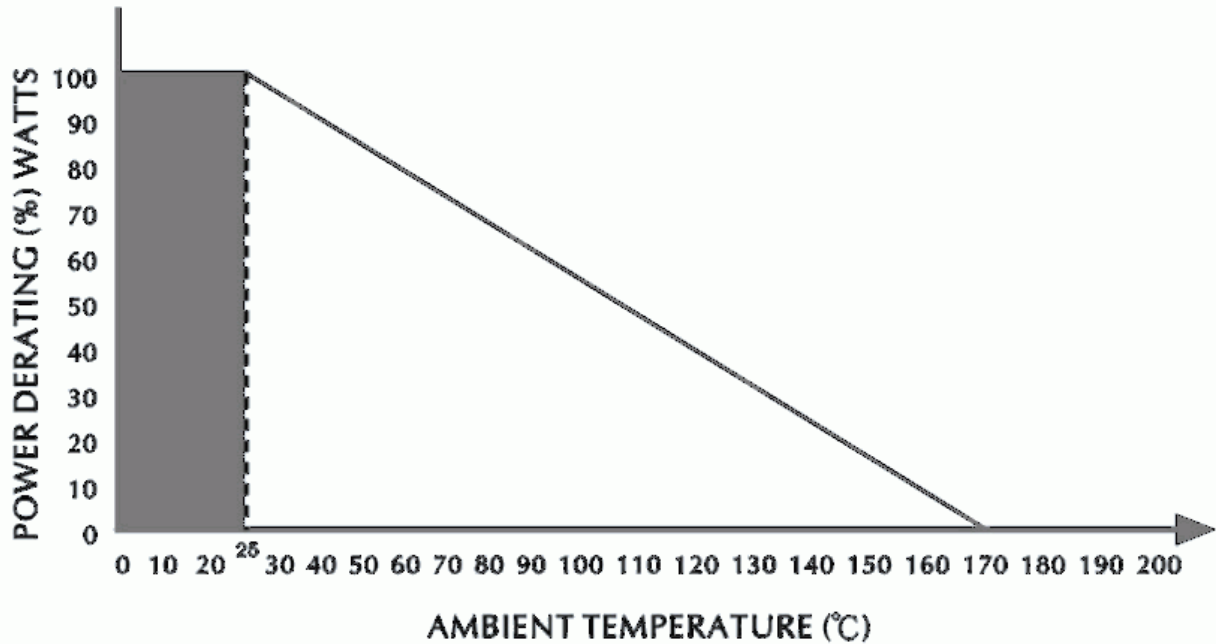


# JNS Series

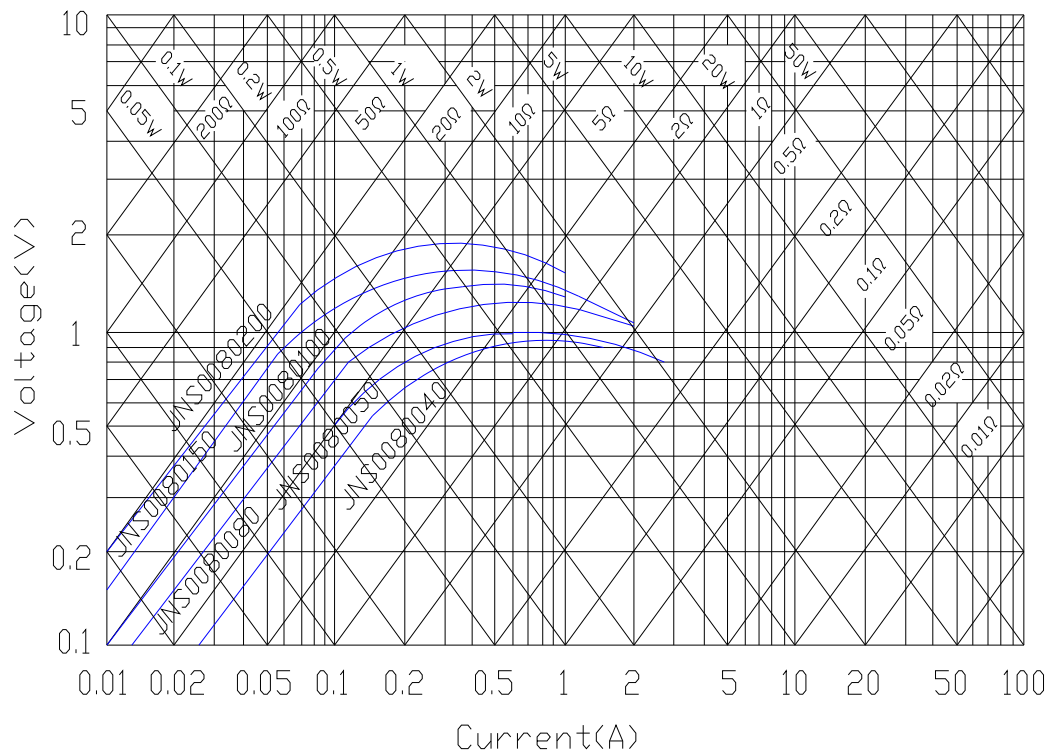
NTC – Power Thermistor ( 8  $\phi$  )

TRIGON  
COMPONENTS

## POWER DERATING CURVE



## V-I CHARACTERISTIC CURVE

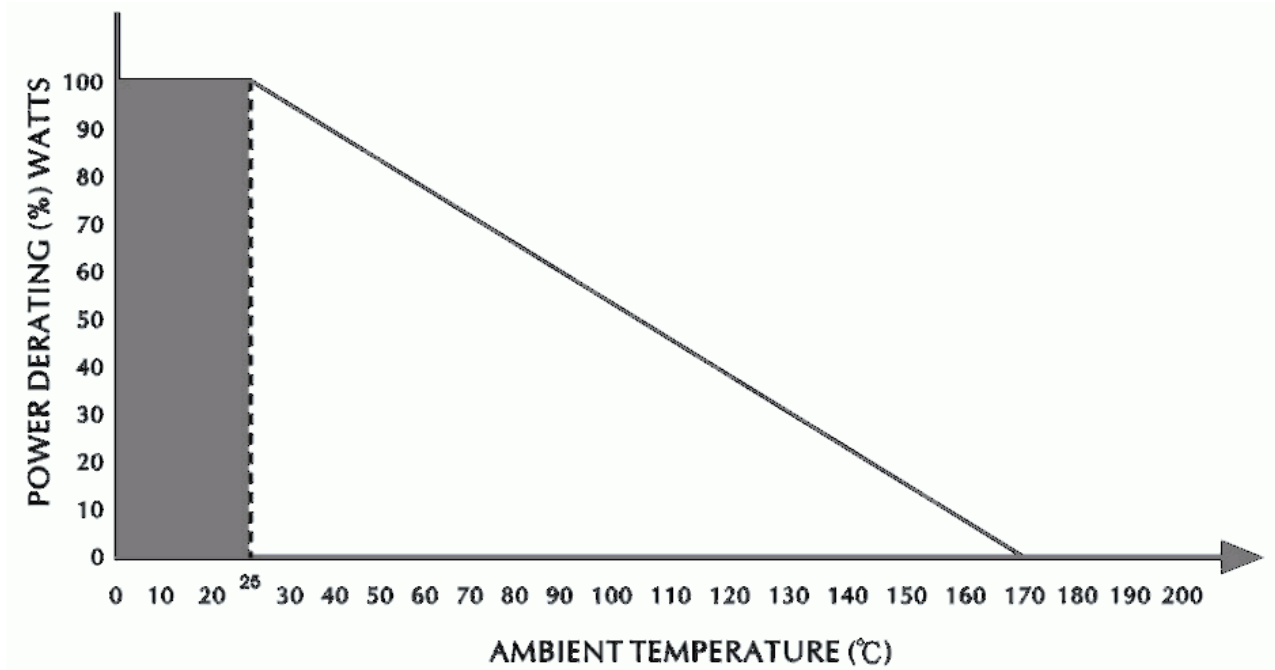


# JNS Series

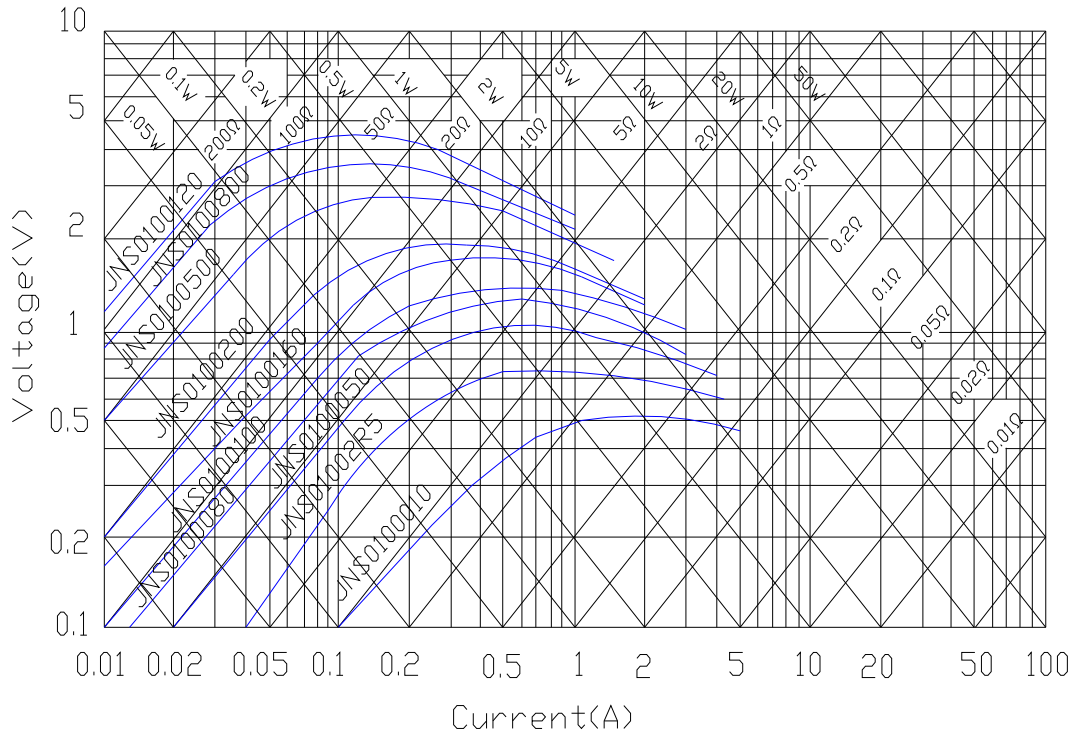
NTC – Power Thermistor ( 10  $\phi$  )

TRIGON  
COMPONENTS

## POWER DERATING CURVE



## V-I CHARACTERISTIC CURVE

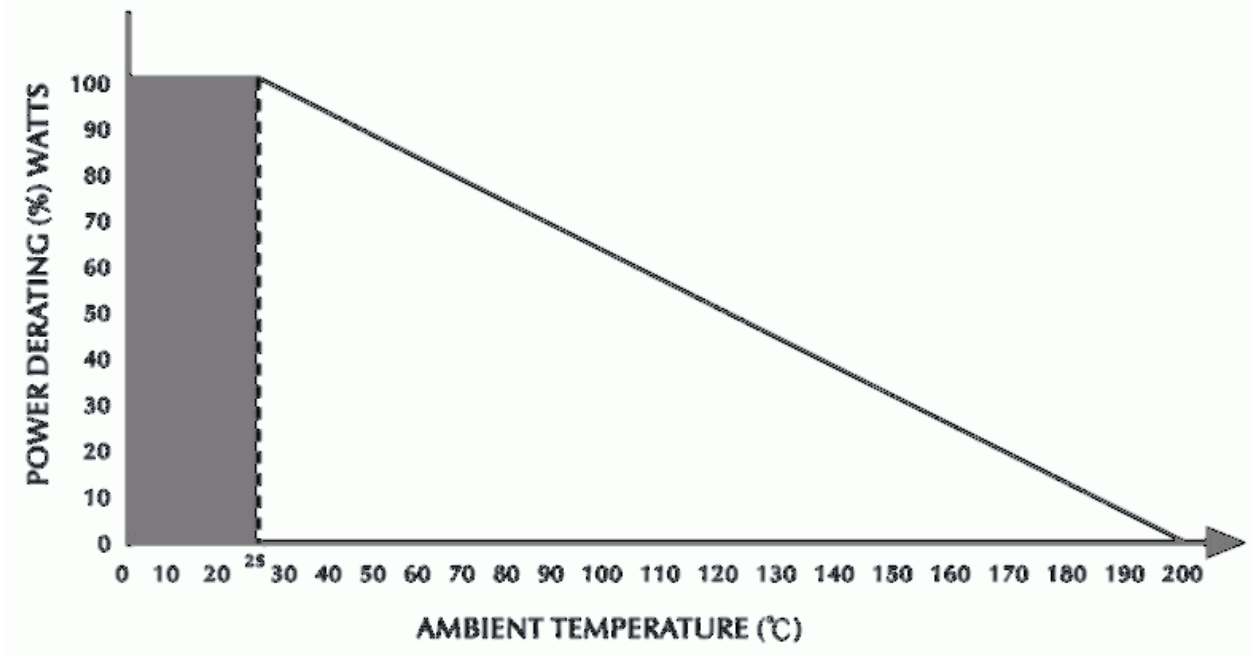


# JNS Series

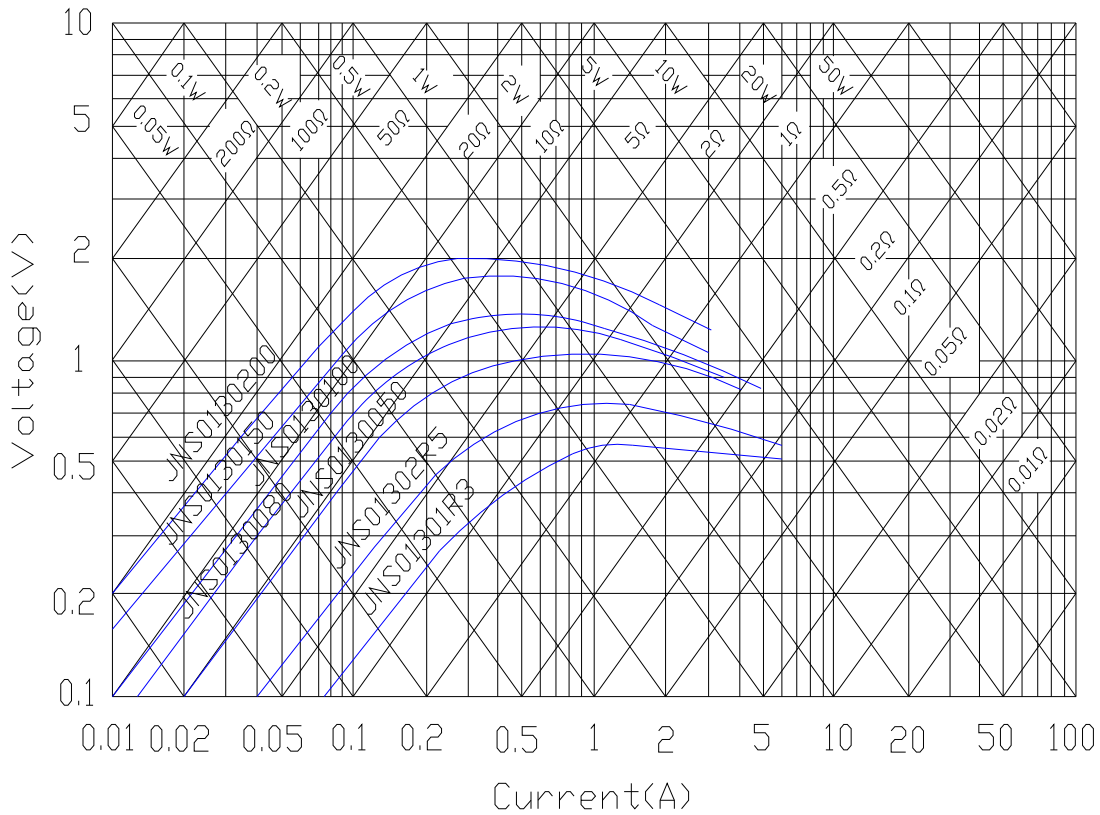
NTC – Power Thermistor (13  $\phi$ )

TRIGON  
COMPONENTS

## POWER DERATING CURVE



## V-I CHARACTERISTIC CURVE

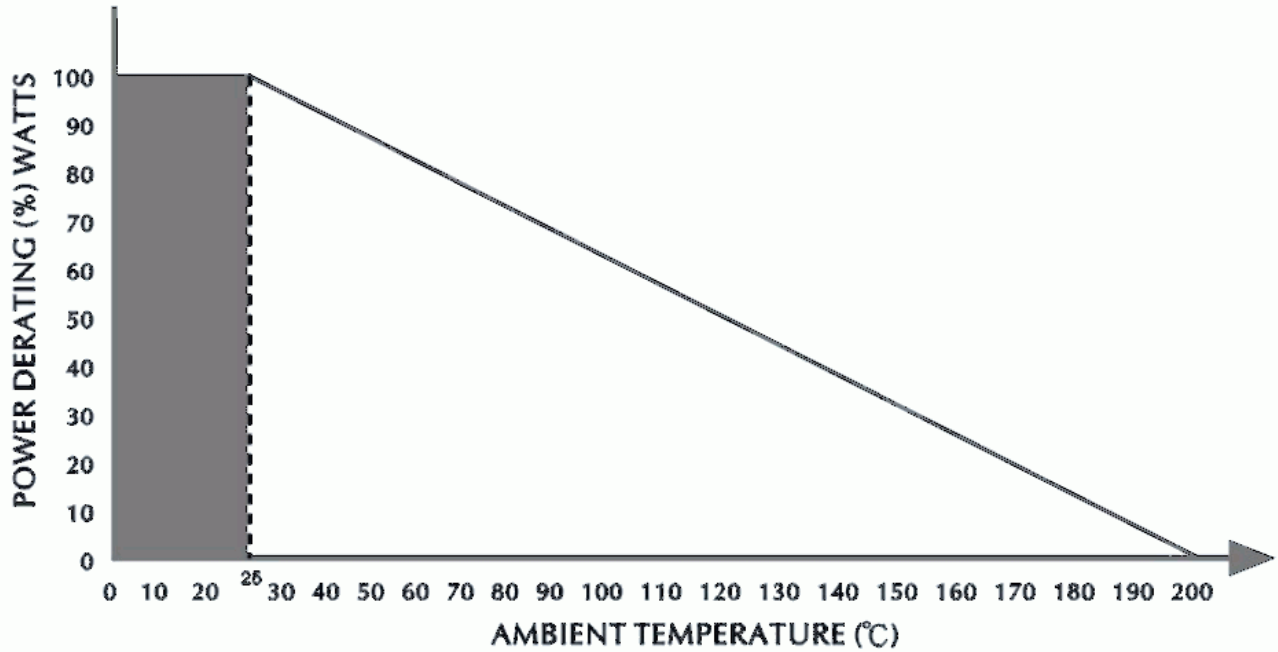


# JNS Series

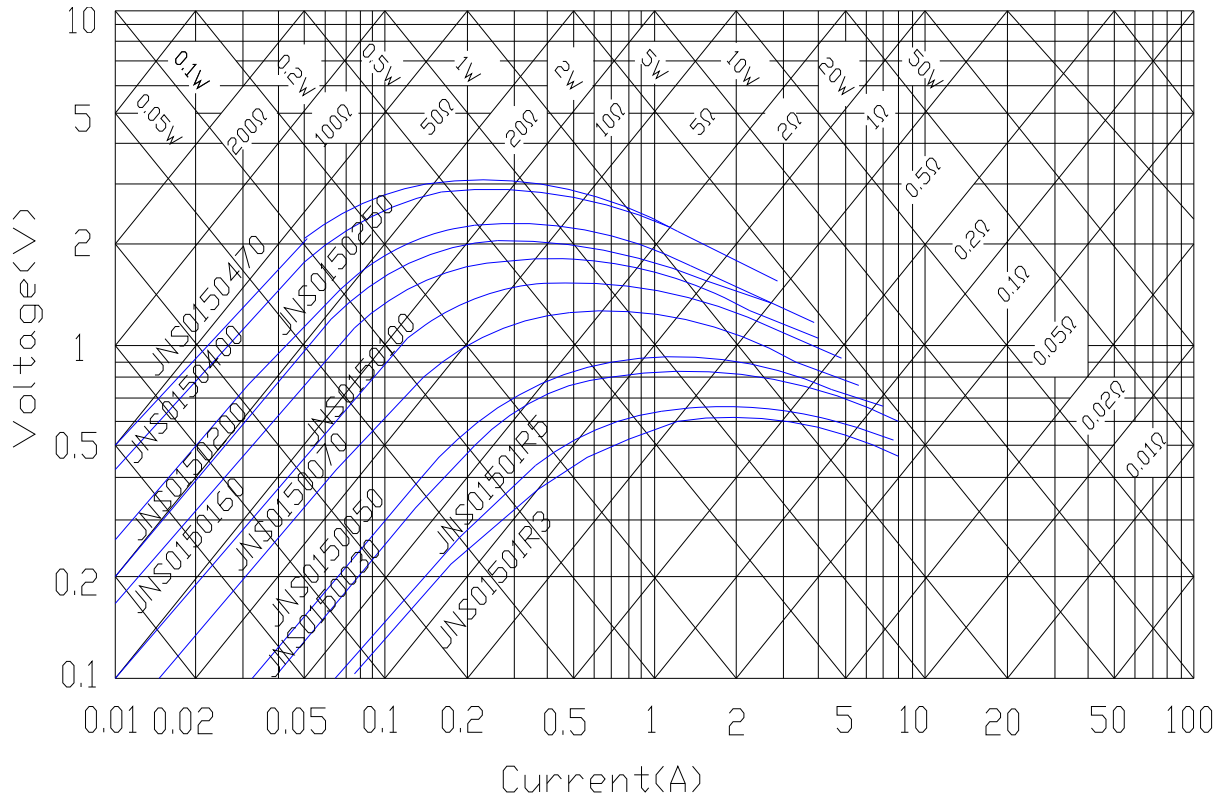
NTC – Power Thermistor ( 15  $\phi$  )

TRIGON  
COMPONENTS

## POWER DERATING CURVE



## V-I CHARACTERISTIC CURVE

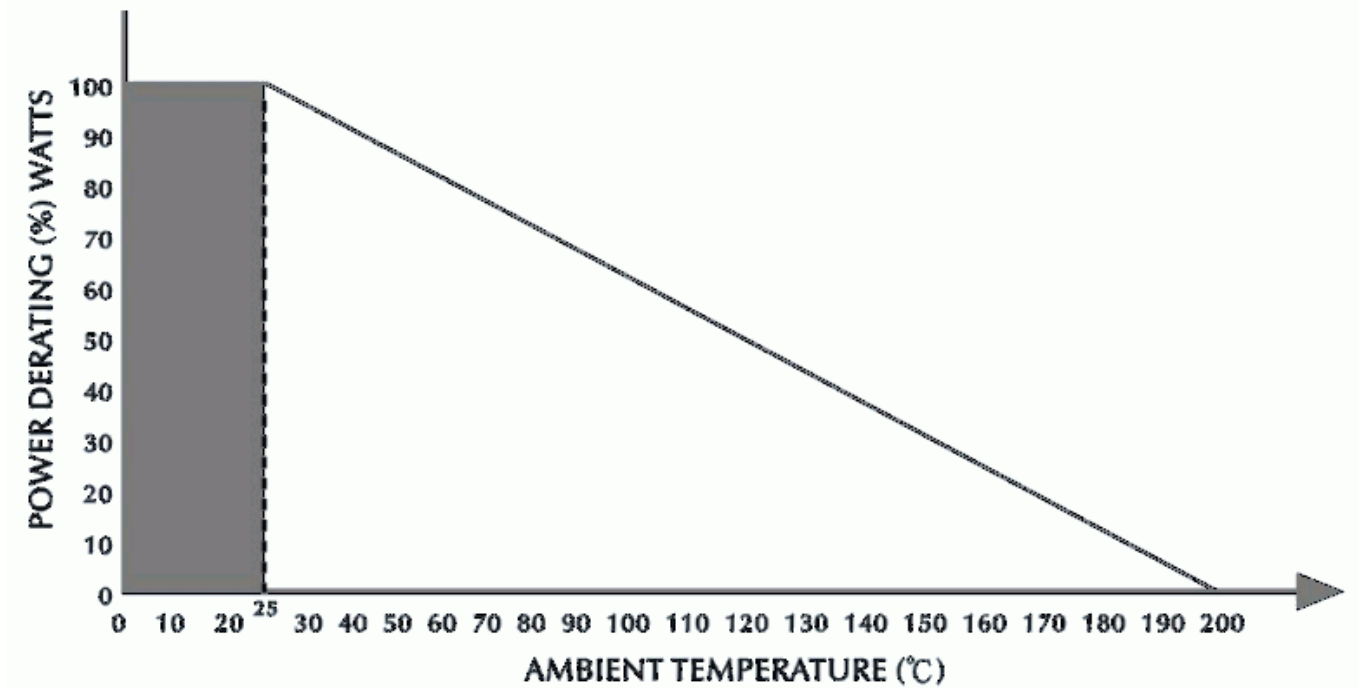


# JNS Series

NTC – Power Thermistor ( 20  $\phi$  )

TRIGON  
COMPONENTS

## POWER DERATING CURVE



## V-I CHARACTERISTIC CURVE

